



Three Minute Message



WHAT IS IT?

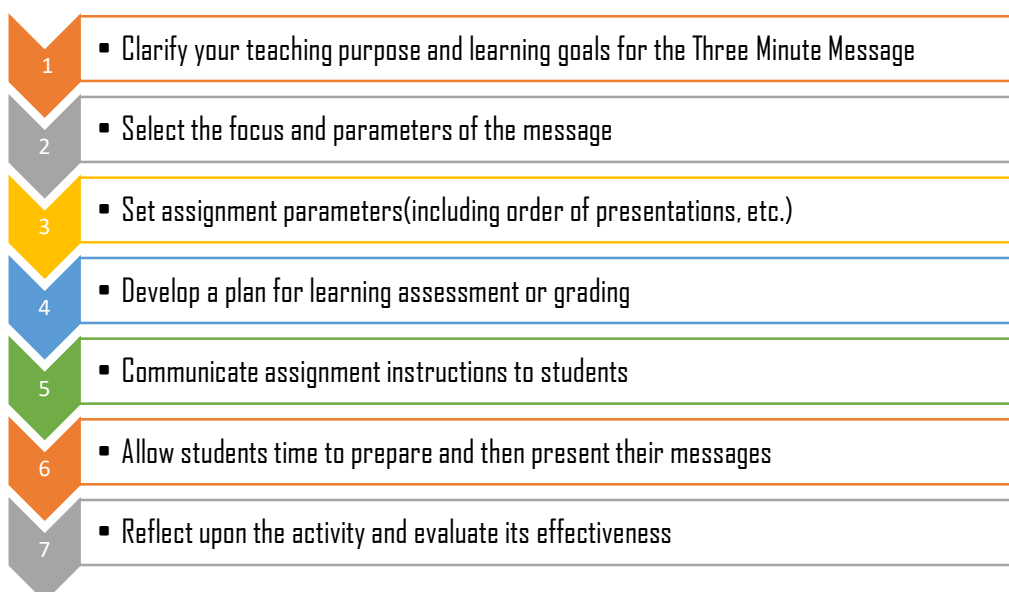
In a *Three-Minute Message*, students learn the value of parsimonious oral presentation. The limited timeframe forces them to choose what is the most essential part of their message and then deliver their information in a clear and concise way using language that is accessible to a non-specialist audience. In addition to helping, Students practice concise oral presentation. This technique allows students to learn from each other during the presentations.

ACTIVITY TYPE	TEACHING PROBLEM ADDRESSED	LEARNING TAXONOMIC LEVEL
<ul style="list-style-type: none">❖ Reciprocal Teaching❖ Presentation❖ Learning Assessment	<ul style="list-style-type: none">❖ Low Motivation/Engagement❖ Surface Learning❖ Lack of Participation	<ul style="list-style-type: none">❖ Caring❖ Application: Analysis & Critical Thinking❖ Application: Creative Thinking❖ Application: Problem Solving

WHY USE IT?

- Three-Minute Messages (3MM) are modeled on the Three-Minute Thesis (3MT) academic competition, in which students have three minutes to present a compelling argument and to support it with convincing details and examples.

HOW DO I DO IT?











Three Minute Message



WHAT SHOULD I CONSIDER?

A *Three-Minute Message* may be used to assess a range of learning dimensions that students to demonstrate. In addition to cognitive-based learning goals (such as mastery of content), this technique can also help you assess goals such as interpersonal competence, professionalism, and caring about the issue.

-  Announce the activity, and discuss with students characteristics of an effective presentation.
-  Describe the parameters of the activity, noting that students will have exactly 3 minutes to make their presentations.
-  They can use only one slide and there should be no animation or movement in the slide, and they should use spoken word (as opposed to music or poetry).
-  Share the presentation rubric with students so that they know how they will be assessed.
-  Give students time to prepare their messages.
-  Allow class time for the message presentations, and complete the rubric during the presentations.

WHAT IF I WANT MORE?

[Home - The K. Patricia Cross Academy \(kpcrossacademy.org\)](http://kpcrossacademy.org)